


# Inception<sup>®</sup>

## Xpro



**1L e**

PCS No. 05949

**Fungicide**

**A carboxamide fungicide for the control of stem-base and foliar diseases in winter and spring barley.**

An emulsifiable concentrate formulation containing 125 g/l (12.5% w/w) bixafen.




For Professional use only.

**Approval Holder:**  
Bayer CropScience Ltd.  
230 Cambridge Science Park, Milton Road,  
Cambridge, CB4 0WB, United Kingdom

**Marketing Company**  
Bayer CropScience Ltd.  
Bayer Ltd, The Atrium, Blackthorn Road  
Sandyford, Dublin 18, Ireland

Freephone: 1800 818534  
**For 24 hour emergency information contact Bayer CropScience Ltd.**  
Freephone: 00800 1020 3333

**Safety Information**  
**INCEPTION<sub>XPRO</sub>**  
Contains 125 g/L (12.5% w/w) bixafen, Naphtha (petroleum) heavy aromatic and N,N-Dimethyl decanamide.

**Danger**  
**Harmful if swallowed. May be fatal if swallowed and enters airways. Causes serious eye irritation. May cause respiratory irritation. Very toxic to aquatic life with long lasting effects.** Wear protective gloves/ protective clothing/eye protection/face protection. IF SWALLOWED: Immediately call a POISON CENTER or doctor/physician. Do NOT induce vomiting. Repeated exposure may cause skin dryness or cracking. Dispose of contents/container to a licensed hazardous waste disposal contractor or collection site except for triple rinsed empty containers which can be disposed of as non-hazardous waste. Collect spillage. **To avoid risks to human health and the environment, comply with the instructions for use.**


PCS No. 05949

**IMPORTANT INFORMATION FOR USE ONLY AS AN AGRICULTURAL FUNGICIDE**

Crops:	Maximum individual dose:	Maximum total dose:	Latest time of application:
Winter and spring barley.	1.0 L product/ha	2.0 L product/ha	Barley: Up to beginning of flowering, first anthers viscible (GS 61)

**Other Specific Restrictions:**  
A maximum of 2 foliar applications of product(s) containing SDHIs can be applied to any cereal crop. Apply SDHI fungicides always in mixtures. The mixture partner:  
i) should provide satisfactory disease control when used alone on the target disease.  
ii) must have a different mode of action

**READ THE LABEL BEFORE USE. USING THIS PRODUCT IN A MANNER THAT IS INCONSISTENT WITH THE LABEL MAY BE AN OFFENCE. FOLLOW THE CODE OF PRACTICE FOR USING PLANT PROTECTION PRODUCTS.**




inceptionxproiesds

To access the **Safety Data Sheet** for this product scan the code or use the link below:

[www.bayercropscience.ie/sds/inceptionxpro.pdf](http://www.bayercropscience.ie/sds/inceptionxpro.pdf)  
or alternatively contact your supplier

IE85841114a rA1



## SAFETY PRECAUTIONS

### Operator Protection

Engineering control of operator exposure must be used where reasonably practicable in addition to the following personal protective equipment:

WEAR SUITABLE PROTECTIVE CLOTHING (COVERALLS) AND SUITABLE PROTECTIVE GLOVES AND FACE PROTECTION (FACESHIELD) when handling the concentrate.

WEAR SUITABLE PROTECTIVE CLOTHING (COVERALLS) when applying the product

WEAR SUITABLE PROTECTIVE CLOTHING (COVERALLS) AND SUITABLE PROTECTIVE GLOVES when in contact with contaminated surfaces.

IN CASE OF CONTACT WITH EYES RINSE IMMEDIATELY with plenty of water and seek medical advice.

AVOID CONTACT WITH SKIN.

### Environmental Protection

Do not contaminate water with the product or its container. (Do not clean application equipment near surface water. Avoid contamination via drains from farmyards and roads).

To protect aquatic organisms respect an unsprayed buffer zone of 5 m to surface water bodies.

### Storage and Disposal

KEEP OUT OF REACH OF CHILDREN.

WASH OUT CONTAINER THOROUGHLY, empty washings into spray tank and dispose of safely.

DO NOT RE-USE CONTAINER for any purpose.

PROTECT FROM FROST

## DIRECTIONS FOR USE

IMPORTANT: This information is approved as part of the Product Label. All instructions within this section must be read carefully in order to obtain safe and successful use of this product.

## DISEASES CONTROLLED

Disease	Winter and spring barley
Brown rust	C
Rhynchosporium	MC
Net blotch	MC
C = Control MC = Moderate control	

## Application timing

### Brown Rust (*Puccinia hordei*)

Apply Inception<sub>xpro</sub> from onset of the disease. A second application may be made 2–3 weeks later if re-infection occurs. Applications made to established infections are likely to be less effective.

### Leaf Blotch (*Rhynchosporium secalis*)

Apply Inception<sub>xpro</sub> at the first signs of disease. For severe infections, a second application may be necessary 2–3 weeks later.

### Net Blotch (*Pyrenophora teres*)

Apply Inception<sub>xpro</sub> at the first signs of disease. For severe infections, a second application may be necessary 2–3 weeks later.

## RESISTANCE

Inception<sub>xpro</sub> contains a SDH inhibitor fungicide and should always be used in tank mixtures with fungicides having a different mode of action (e.g. azoles) and which will control the target disease. No more than two applications of SDH inhibitors must be applied to the same cereal crop.

The mixture partner:

- i) should provide satisfactory disease control when used alone on the target disease.
- ii) must have a different mode of action.

No more than two applications of SDH inhibitors must be applied to the same cereal crop. See other specific restrictions.

**CAUTION:** The possible development of disease strains resistant to Inception<sub>xpro</sub> cannot be excluded or predicted. Where such resistant strains occur, Inception<sub>xpro</sub> is unlikely to give satisfactory control.

## CROP SPECIFIC INFORMATION

### Winter and spring Barley

Apply Inception<sub>xpro</sub> at 1.0 L/ha in 100-300 L water/ha. Apply as a **MEDIUM** spray quality (as defined by BCPC). A spray pressure of 2-3 bar is recommended. Maximum total dose per crop is 2.0 L/ha. Inception<sub>xpro</sub> may be applied at any stage up to beginning of flowering in barley.

## MIXING AND SPRAYING

Thoroughly shake the pack before use. Add the required quantity of Inception<sub>xpro</sub> to the half-filled spray tank with the agitation system in operation and then fill to the required level. Continue agitation at all times during spraying and stoppages until the tank is completely empty. Spray immediately after mixing. Sprayers should be thoroughly cleaned before use, and filters and jets checked for damage and blockages. Boom height should be adjusted to ensure even coverage of the crop, particularly at later growth stages. The correct height is one at which the spray from alternate nozzles meets just above the crop. In dense crops, at later growth stages, higher water volumes should be used. Spray equipment should be thoroughly cleaned with detergent after use.